




### 0208-2063

1. Place motorcycle on a secure lift or stand.
2. Remove the factory stem cap, nut, and washer. Consult your models service manual for specific instructions.




3. Clean and inspect the stem threads.



4. Install the Misano top nut and torque to 40 ft-lbs.  
**Note:** Some models require the installation of the supplied spacer washer due to taller stem heights.



5. Torque to 60 in-lbs and hit the road!



### 0208-2064


1. Place motorcycle on a secure lift or stand.
2. Remove the factory stem bolt and washer. Consult your models service manual for specific instructions.



3. Clean and inspect the stem threads.



4. Install the Misano washer and bolt.



5. Torque to 30 ft-lbs and hit the road!



#### PRODUCT DESCRIPTION

84-13 FXST, FXDWG, 08-11 FXCW, 06-13 FXD, FLD

0208-2063-SMB

0208-2063-BM

0208-2063-CH

87-13 FLST FXR, XL, 87-05 FXD (EXCEPT FXDWG)

0208-2064-SMB

0208-2064-BM

0208-2064-CH