




# TAIL TIDY WIRING LAYOUT 2018 BREAKOUT




**1** Wires exit the Tail Tidy on the left side of the vehicle

**2** One (1) Long Wire is looped to shorten

**3** Carefully Zip tie wires to avoid contact with Tyre

**4** Three (3) Connector Plugs exit the front of the fender on the RIGHT hand side of the vehicle

**5** To complete the assembly on 2018 & later models you will require the purchase of part # RN-9000 which contains wiring adapter(3) & black turn signal block-off plates(2)






# ***TAIL TIDY WIRING LAYOUT 2013 - '17 BREAKOUT***

**Wires exit the Tail Tidy on the left side of the vehicle.**

**Carefully zip tie wires to avoid contact with tyre.**



**Connector plug cables extend past the edge of the fender by 2" and 9".**

**Three (3) connector plugs exit the front of the fender on the right hand side of the vehicle.**