



WWW.TWOBROS.COM
167 Via Trevizio Corona, CA 92879 - (800) 211-2767

COMP-S SILENCER (RIVETED)

Part # 005-DB-CR



BILL OF MATERIALS


1	Comp-S Silencer (Riveted)	005-DB-CR
1	Silencer Lock Ring	005-DB-CR-1
2	6mm X 12mm Socket Head Cap Screw	005-SH612

INSTALLATION INSTRUCTIONS



1. Make sure the motorcycle is completely cool before installation, and make sure it is secure on a stand or service lift.
2. Remove (4) carbon end cap bolts and remove end cap. (Reference image 1)



3. Remove the (2) 6mm screws from the silencer and remove lock ring from silencer. (Reference image 2)
4. Insert silencer into the muffler outlet/opening (Reference image 3)
5. Install lock ring into muffler outlet making sure the holes on the outlet and lock ring line up (Reference image 4)



6. Install the supplied (2) 6mm screws into outlet opening (Reference image 5)
7. Reinstall Carbon end cap along with the 4 end cap screws. (Reference image 6)



8. Double check your work to make sure everything is secure. Be sure to recheck bolts periodically

IMPORTANT - PLEASE READ CAREFULLY: We recommend that this performance part be installed by a qualified motorcycle technician. If you have any doubts as to your ability to install this performance part, please consult with your local motorcycle dealer. Read all instructions first before starting installation. Make sure the motorcycle and exhaust system are completely cool before starting the installation. Also, make sure the bike is secure on a center stand or ideally a service lift during installation. Be sure to save all stock components for possible use later.

WARRANTY: Two Brothers Racing products are intended for closed course competition purposes only, and therefore are sold "as is" without warranty. Two Brothers Racing specifically disclaims any warranties of merchantability or fitness for a particular purpose and disclaims all responsibility for consequential and incidental damages or any other losses arising from the use of these products or parts.